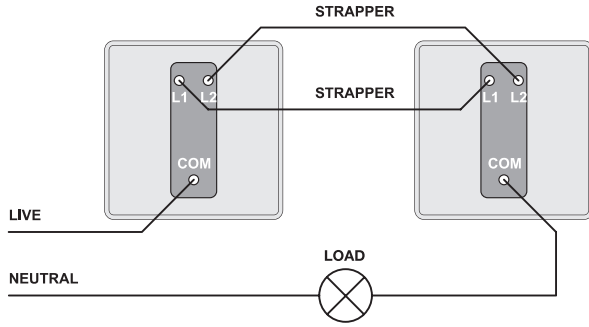


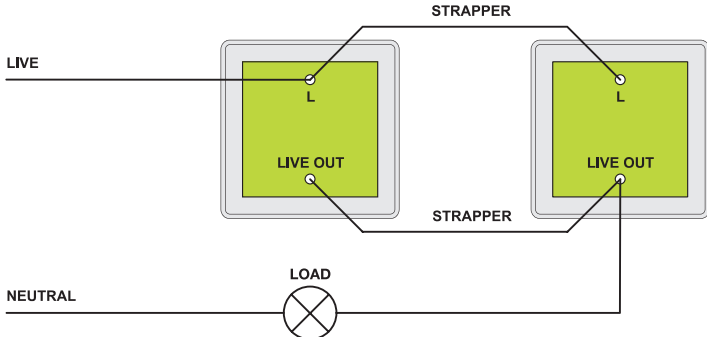
WIRING DIAGRAMS

The diagrams below show the method of wiring no neutral time lag switches in two way and intermediate applications.

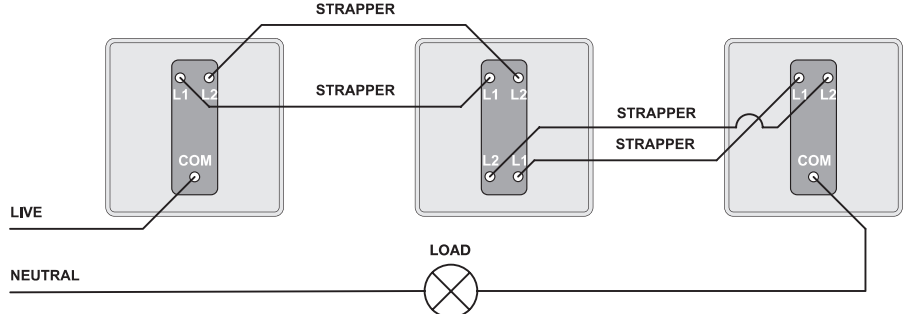
CONVENTIONAL TWO WAY SWITCHING



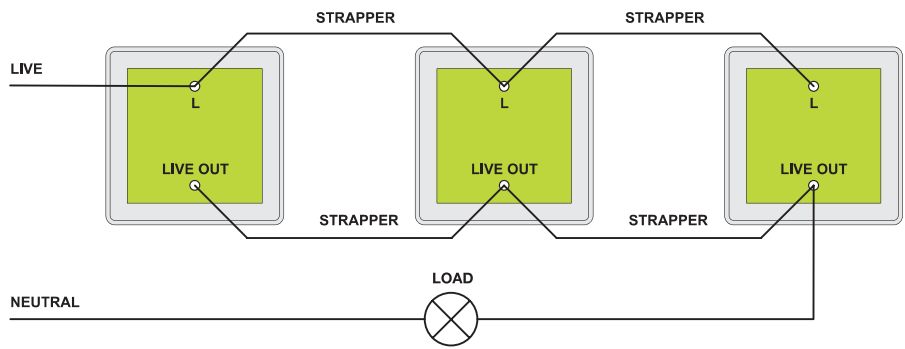
TWO WAY SWITCHING USING TIME LAG SWITCHES



CONVENTIONAL TWO WAY AND INTERMEDIATE SWITCHING



INTERMEDIATE AND TWO WAY SWITCHING USING TIME LAG SWITCHES



CP Electronics
 Unit 2 Abbey Manufacturing Estate
 Mount Pleasant, Wembley
 Middlesex HA0 1RR

T: +44 (0)20 8900 0671
 F: +44 (0)20 8900 0674
 info@cpelectronics.co.uk

