

Aventa Shower Kit



100mm in-line mixed flow fan with timer

Highly reliable and powerful fan in a modular design for ease of installation & maintenance. **Aventa Shower Kits** are designed to provide extraction levels that comply with the latest **Building Regulations ADF**

Operated by basic switching for two speed operation (low/high), with adjustable timer. These can be installed in loft spaces or service shafts for remote extraction with minimal room noise

Timer supplied with installation kit

Features

- Designed for longer duct runs
- High pressure low noise
- Compact and quiet in operation
- Two speed (normal and boost)
- Access to motor and impeller without dismantling ductwork
- Adjustable overrun timer
- CE, IPX4 rating and double insulated
- Supply or extract air
- Complies with Building Regulations
- 3 Year warranty

Model: AVSHWTKT

Part No: 9041407



A healthy indoor environment is an important contributing factor to the wellbeing of both a building and its occupants. Ventilation with fresh air is the most effective means of avoiding problems such as condensation, mould and allergies.

The wide range of Aventa fans provide compact, quiet and powerful remote mounted ventilation for ducted installations

A fan offering powerful ventilation with minimum room noise for greater convenience...

Application



For use in toilets, bathrooms, en-suites,

Aventa AVSHWTKT



Double up for greater performance!

Combining two Aventa fans allows for even more powerful operation. Combining in parallel (left hand image) doubles the air flow, whilst two fans in series (right hand image) leads to a doubling of the air pressure for longer duct runs.



For more information please visit airflow.com or email us at info@airflow.co.uk or call 01494 560800

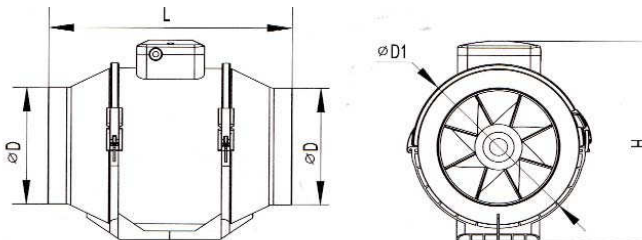
AIRFLOW™

Aventa AVSHWTKT

Why Ventilate?

AIRFLOW fans exceed the requirements of the latest building regulations helping to combat the harmful effects of dampness and condensation and by extracting airborne pollutants such as odours, cooking smells, humid and stale air. The potential hazards to health for occupants and possible damage to the fabric of the building can be largely eliminated.

Unit Dimensions (mm)



Model	D	D1	L	H
AV100B	96	126	246	190



WHAT THE REGULATIONS SAY.

The latest edition of the Building Regulations, Approved Document (F1) Means of Ventilation, effective 1st April 2006, stipulates the provision of adequate mechanical ventilation rates in non-habitable rooms, such as Toilets, Bathrooms/Shower rooms, Kitchens and Utility rooms in domestic dwellings.

ROOMS CONTAINING OPENING WINDOWS

EXTRACT VENTILATION RATES

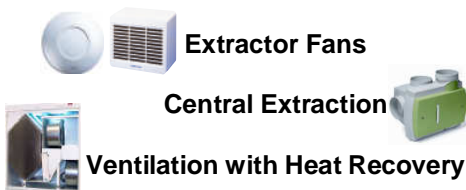
Toilet /Sanitary accommodation – 6 l/sec (22m3/hr)
Bathroom/Shower Room – 15 l/sec (54 m3/hr)
Kitchen with cooker hood – 30 l/sec (108 m3/hr)
Kitchen without cooker hood – 60 l/sec (216 m3/hr)
Utility Room – 30 l/sec (108 m3/hr)

Note: Above is basic guidance. Please refer to ADF for full Regulations



Model	Extract Performance		Watts	dB(A) @ 3m	Amps	Supply Voltage	Material finish	Weight (KG)
	m3/hr	l/sec						
AV100T	145/187	40/52	25/28	27/34	3	230V / 1PH / 50Hz	ABS	1.5

AIRFLOW VENTILATION SOLUTIONS



Accessories Included in Pack

- 6m flexible ducting
- Circular internal grille (white)
- Four duct cable ties
- White external gravity flap grille

For more information please visit airflow.com or email us at info@airflow.co.uk or call 01494 560800

