



PRODUCT SPECIFICATION

GENERAL

FINISH:	Polished Chrome	CABLE LENGTH:	Not Applicable
MAIN MATERIAL:	Metal - Stainless Steel	GROSS WEIGHT:	1.313 (kg)
DIMENSIONS:	H:50mm W:550mm D:180mm	CLASS:	CE (Class I)
INSTALLATION ORIENTATION:	Wall Mount - Horizontal	IP RATING:	IP20
CUT OUT HOLE:	Not Applicable	BATHROOM ZONE:	Zone 3
RECESS DEPTH:	Not Applicable	VOLTAGE:	Mains 230V
FIRE RATING:	Not Applicable	PRODUCT F MARK:	Suitable for mounting on flammable materials

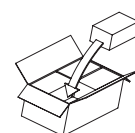
LAMP

LIGHT SOURCE:	G4	MACADAM ELIPSE:	Not Applicable
MAXIMUM WATTAGE:	4 x 10W Max	UGR:	Not Applicable
MAXIMUM LAMP LENGTH:	30mm	BEAM ANGLE:	Not Applicable
LAMP INCLUDED?	Yes	TILT ADJUSTMENT ANGLE:	Not Applicable
LUMINOUS FLUX:	Lamp Dependent	ROTATION ADJUSTMENT ANGLE:	Not Applicable
COLOUR TEMP:	Lamp Dependent	AVERAGE LIFESPAN:	Lamp Dependent
CRI:	Lamp Dependent	L70:	Not Applicable
R9:	Lamp Dependent		

ELECTRICAL

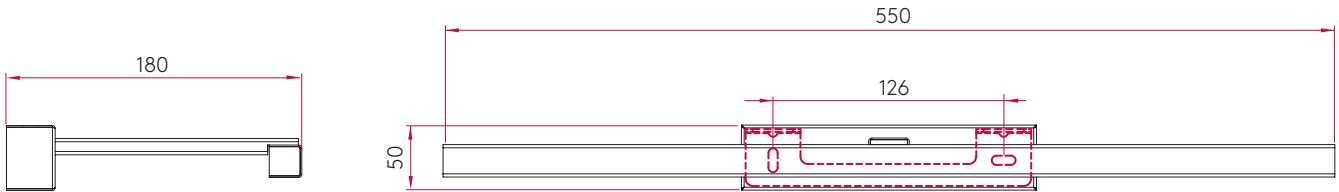
SWITCHED:	No	SUPPLY FREQUENCY:	50 (Hz)
DIMMABLE:	Yes	DRIVER / BALLAST VOLTAGE:	220-240 (V)
DIMMING METHOD:	Lamp Dependent	DRIVER AVERAGE LIFESPAN:	Not Applicable
DRIVER OUTPUT CURRENT:	Not Applicable	EFFICACY:	Lamp Dependent
DRIVER OUTPUT VOLTAGE:	12 (V)	DRIVER / BALLAST INCLUDED?	Yes (Integral)

ADDITIONAL INFORMATION

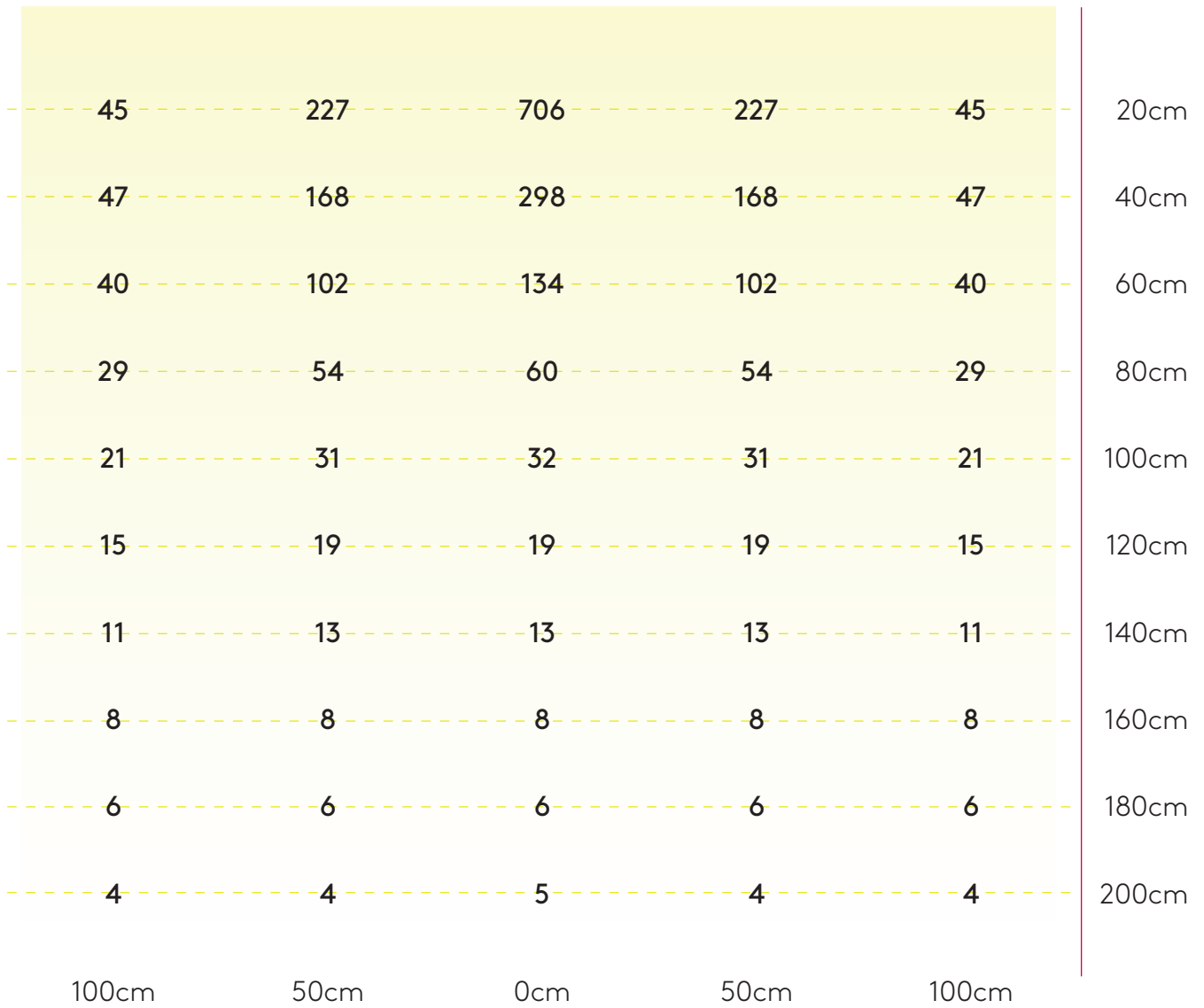
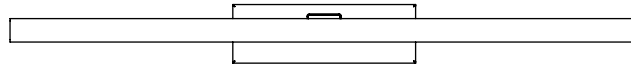


BOX QUANTITY X8

PRODUCT ELEVATIONS



LUX DISTRIBUTION DIAGRAM



ADDITIONAL INFORMATION



All products tested were mounted 2m from the floor and adjustable heads set perpendicular to the ground. Results were obtained using a handheld lumen meter, measurements given are in Lux.

Please note: Graphical representation of the product is not to scale.