
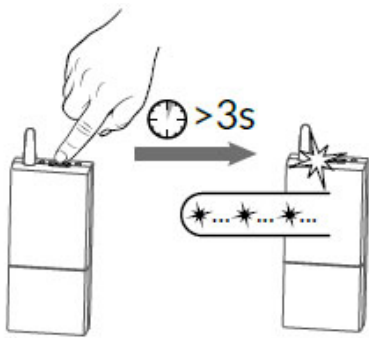


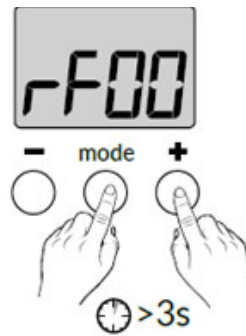
Pairing the ECRSTAT with the ECAR receiver or multiple receivers.



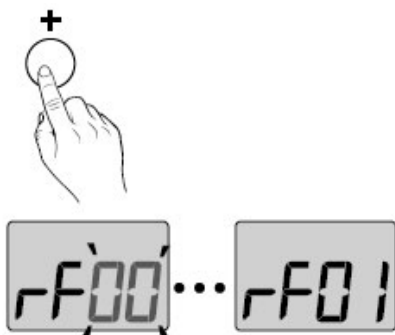
- 1 Press and hold the receiver button for 3 seconds until the LED flashes.



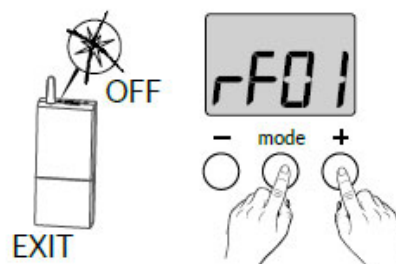
- 2 Press and hold the **mode** and **+** buttons on the ECRSTAT simultaneously for 3 seconds or until the display will show **rF00**.



- 3 Press and release the **+** button. The screen will flash, then display **rF01**.



- 4 Once the ECAR receiver has paired with the ECRSTAT the receiver LED will stop flashing. You can now exit by pressing the **mode** and **+** buttons simultaneously.



To add more receivers to the same ECRSTAT repeat the above steps. You can add up to 16 receivers to one ECRSTAT. To connect the receivers to the gateway for use with the APP please refer to our gateway guide.