

## Guardian Slimline LED Floodlights – PIR



**NOTE** – To comply with regulations, installation must be carried out by suitably qualified competent person and in accordance with the current IEE Wiring Regulations (BS7671) and Building Regulations. A copy of the instructions must be left for the user/maintenance engineer for future reference.

**For non-UK, please refer/consult local requirements**  
**ENSURE ELECTRICAL SUPPLY IS DISCONNECTED/ ISOLATED BEFORE COMMENCING INSTALLATION**



### INSTRUCTIONS FOR NEW INSTALLATIONS

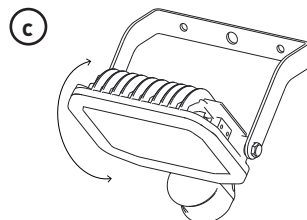
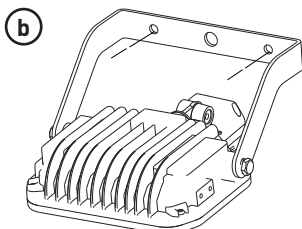
**Note - This product range is design for domestic outdoor use.  
Not suitable for interior or commercial use. If outdoor connection is required, use a suitably IP Rated junction box.**

1. Turn OFF power supply, ensure all required equipment and tools are present
2. The floodlight is supplied pre-wired with 1.0M of H05RN-F cable, removing the need to open the housing
3. The floodlight is intended for exterior use and is IP44 rated. Select a suitable mounting position. Recommended mounting height shown in the adjacent table, area illuminated is typically mounting height x3

Lumens	Height	Suggested Halogen Equivalent
600	2.0m - 3.0m	100W
1200	2.5m - 4.0m	200W
1800	3.0m - 5.0m	300W
3000	4.0m - 6.0m	500W

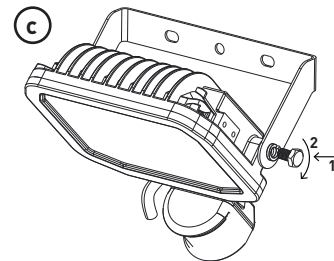
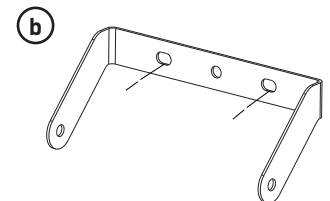
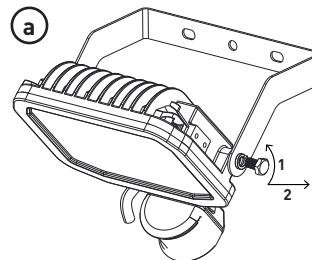
4. This product is supplied with a long bracket fitted by standard. With a suitable mounting position:

- a) Tilt floodlight forward in the bracket to allow access to the bracket
- b) Fit bracket to wall using suitable fixings (NOT SUPPLIED)
- c) Tilt floodlight to desired angle and tighten fixing bolts



5. If closer to the wall and reduced tilt installation is required

- a) Remove supplied bracket
- b) Fit shorter bracket to desired location
- c) Assemble Floodlight to shorter bracket, using bolts supplied



6. Connect the pre-wired cable to the electricity supply, observing the correct polarity:  
LIVE = BROWN  
NEUTRAL = BLUE  
EARTH = GREEN/YELLOW

Tech Help Line

UK - **0330 0249 279**

Non UK - **+44 (0)1952 238 100**

Supplied by  
LUCECO

Stafford Park 1 TF3 3BD ENGLAND

Visit our website at

**www.luceco.com**

## PIR Adjustments

The PIR Sensor can be aimed to cover the desired detection area, and has a maximum range of up to 10 Meters over a 120° degree area. PIR Settings allow the following adjustments

- Time ON = from 10 seconds (+/- 5 seconds) to 8 minutes (+/- 2 minutes), turn the control clockwise to increase duration the floodlight will illuminate for when movement is detected
- Ambient Light = 2 Lux to 2000Lux, ambient light controls when the PIR will detect movement, 2000Lux will operate in most light levels. Turn Anti-Clockwise to increase level of ambient light for when the PIR will detect movement

## Guardian Slimline LED Floodlight - PIR

Once the PIR has been initially set, check all fixings and electrical connections and when safe, reinstate the power

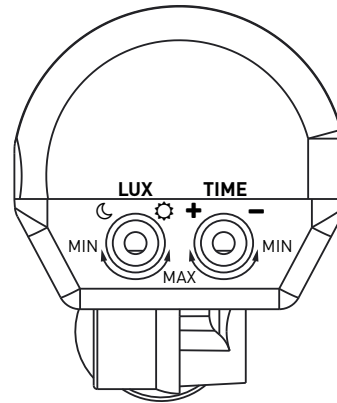
Note - During the first 48 hours of operation, the PIR may cause the LED floodlight to operate as it self adjusts to the ambient light level of the installation

**OVERRIDE FACILITY** - the PIR sensor is quipped with this function. It allows the PIR sensor to operate in **Dusk till Dawn mode**. However it will only activate depending on ambient light level set on the PIR

To initiate Override Facility turn the power supply OFF/ON/OFF/ON within 2 seconds

To turn Override Facility OFF, turn the power off for a minimum of 5 seconds, this will reset back to full automatic PIR detection of the installation

PIR



VIEWED FROM BELOW

## United Kingdom Warranty

For other territories and for further information, please see [www.luceco.com](http://www.luceco.com) for details

Products are protected by warranty for a period of 2 years from date of purchase against defects in material and workmanship (unless otherwise stated). Should a product fail to perform as described within the warranty period it will be repaired or replaced with the same or equivalent product by Luceco, free of charge provided that you: (1) return the product to us with shipping charge prepaid, (2) provide us with proof of the original date of purchase and (3) quote our return authorization number.

Repaired or replaced products will be returned to you with shipping charges prepaid. Replacement products may be refurbished or contain refurbished materials. If in our sole discretion, we are unable to repair or replace a defective product, we will refund the purchase price of the product.

This warranty will not apply if in our judgment, the product fails due to damage in shipment, handling, storage, accident, abuse or misuse, or if it has been used in a manner not conforming to our product instructions, has been modified in any way, or has any serial number removed or defaced. Repair or attempted repair will void this warranty. Our maximum liability under the terms of this warranty is limited to the purchase price of the product covered by the warranty.

The warranty is given under English Law. If any part of this warranty is deemed unenforceable (including any provision in which we exclude our liability to you) the enforceability of any other parts of the warranty will not be affected. These terms do not reduce your statutory rights.

For Non-UK please contact Local Luceco Office for details. THESE TERMS AND CONDITIONS ARE SUBJECT TO CHANGE WITHOUT PRIOR NOTICE.

## Eventually, you may want to replace this fitting;

### Environmental Protection W.E.E.E (Wheellie Bin Symbol for EU ONLY)

This symbol is known as the "crossed-out" wheellie Bin Symbol". When this symbol is marked on a product or battery, It means that it should not be disposed of with your general household waste. Some chemicals contained within electrical/electronic products or batteries can be harmful to health and the environment. Only dispose of electrical/electronic/battery items in separate collection schemes, which cater for the recovery and recycling of materials contained within. Your co-operation is vital to ensure the success of these schemes and for the protection of the environment.

Tech Help Line

UK - **0330 0249 279**

Non UK - **+44 (0)1952 238 100**

Supplied by

LUCECO

Stafford Park 1 TF3 3BD ENGLAND

Visit our website at

**[www.luceco.com](http://www.luceco.com)**