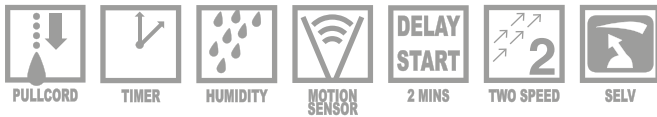


LOOVENT eco

A fan for every room



Key Features

- Two speed centrifugal fan
- Flow rate up to 110 m³/hr
- Compact design - smallest 30 l/sec fan in class
- For toilets, bathrooms, en-suites, utility rooms and kitchens (adjacent to hob)
- Well proven, centrifugal, filterless technology
- Surface or recessed, portrait or landscape
- Simple replacement of existing Loovent - same mounting and spigot position
- Economical to operate - from 3.6w
- Timer, humidity timer and motion sensor
Timer versions
- SELV versions - low voltage
- Voltage supply 100/240v-50/60Hz
- IPX5 rating
- Complies with Building Regulations
- 5 year warranty

The next generation...

From an excellent pedigree of fans for over 40 years comes the next generation of fans – LOOVENT eco. A powerful, discreetly styled fan in a modular design for ease of installation and maintenance to ensure effective ventilation with minimal noise level and energy efficiency in mind.

It is exceptionally quiet with various “on-demand” control options that only activate the fan when needed - timer, humidity timer and motion sensor with timer. The low

energy motor helps reduce carbon emissions and saves on energy bills.

The LOOVENT eco is truly versatile in that it can be surface or recessed mounted into the wall or ceiling and fitted in either the portrait or landscape position.

LOOVENT eco is ideal for replacing the old Loovent 01C or existing Loovent 01 as the spigot position is identical and the back plates are the same size keeping reworking to a minimum.



Models

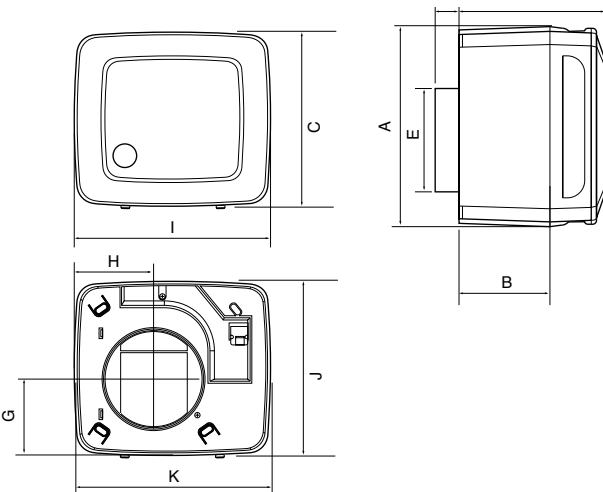
Timer / SELV T	Timer can be set to run on between 2 and 45 minutes
Humidity Timer / SELV HT	Humidity sensor can be set between 40 - 90% RH
Motion Sensor Timer	PIR sensor activates fan to switch on, timer overrun



Technical Data

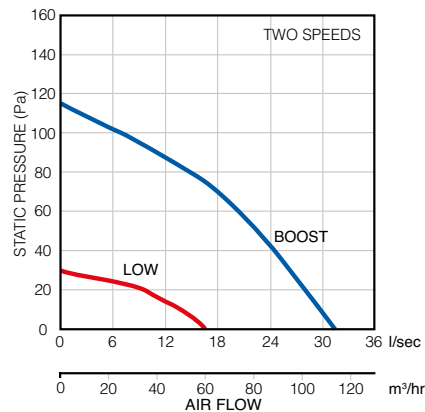
Specification	LOOVENT eco T	LOOVENT eco HT	LOOVENT eco MST
Air flow m ³ /hr (low / boost)	62 / 110	62 / 110	62 / 110
Air flow l/sec (low / boost)	17 / 31	17 / 31	17 / 31
Fan type	Centrifugal	Centrifugal	Centrifugal
Controls	Timer	Humidity Timer	Motion Sensor Timer
Sound pressure dB(A)@3m	29 / 47	29 / 47	29/47
Power watts	3.6 / 12	3.6 / 12	3.6 / 12
Amps	3	3	3
Specific Fan Power (SFP)	0.21 / 0.40	0.21 / 0.40	0.21/0.40
Building Regulations ADF	Yes	Yes	Yes
Duct diameter (mm)	100	100	100
Voltage	100/240v-50/60Hz	100/240v-50/60Hz	100/240v-50/60Hz
Rating	IPX5	IPX5	IPX5
Weight (kg)	1,0	1,0	1,0
Dimensions (H x W x D) mm	167 x 187 x 138	167 x 187 x 138	167 x 187 x 138
Part No.	72684305	72684306	72684307
	72684309 (SELV)	72684310 (SELV)	N/A

Dimensions (mm)



Model	A	B	C	D	E	F	G	H	I	J	K
LOOVENT eco	167	85.5	167	138.5	99	22	74.5	75	187	162.6	182.6

Performance



Controls and Accessories

A range of accessories including flexible and rigid ducting kits, controls, switches and grilles are available.

Call: 01494 560800

Visit: airflow.com



Airflow Developments Limited
Aidelle House, Lancaster Road,
Cressex Business Park,
High Wycombe, Buckinghamshire,
United Kingdom, HP12 3QP

E-mail: info@airflow.com
Telephone: +44 (0) 1494 525252

airflow.com

© Airflow Developments Limited. Airflow Developments Limited reserve the right, in the interests of continuous development, to alter specifications without prior notice. All orders are accepted subject to our conditions of sale which are available on request.

