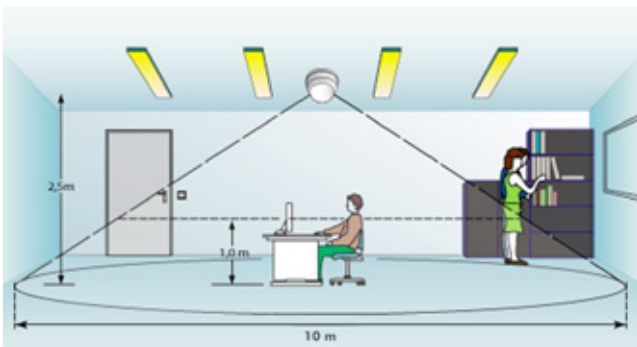
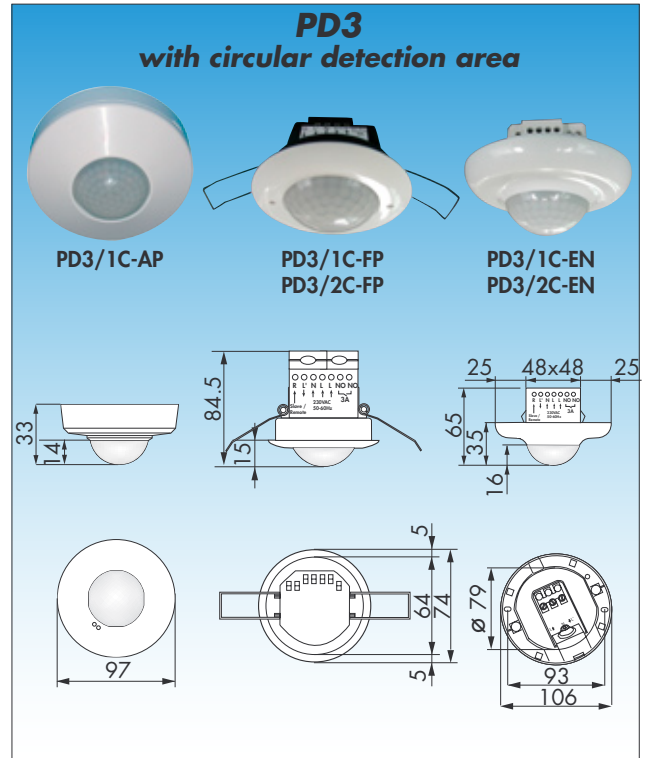


Product information

- Unique motion detector with 360° for surveillance of the interior of buildings
- Energy saving potentials of up to 80%.
- Plug-in socket (AP-version)
- Optical system, designed for highest sensitivity
- Switching for all types of light fixtures by high performance relay
- Compact design, power supply and control unit in one cabinet

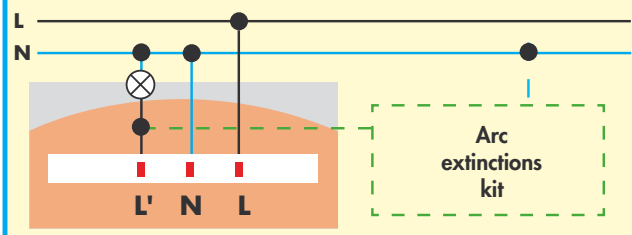
Technical data PD3/AP/FP/EN as switch

Manual control	
Detection area	circular 360°
Range (∅)	seated 2.5m
H 2.5m / T=18°C	walking across 10m towards 6m
Recommended fixing height	2 - 3 m
Supply voltage	230V~ + 6%/-10%
Power / Time settings / Light level settings	
Channel 1	Rated power 230V / 1000W cosφ=1 500VA cosφ=0.5 1sec Impulse or 15sec to 30min 5 to 2000 lux or actual light value
Channel 2	dry contact type NO, 3A
Version FP/EN	5 to 120min with time delay of 5 min.
Power consumption	< 1W
Ambient temperature	-25°C to +50°C°
Protection degree	IP20
Class	II / C E



Type	Colour	Art.-No.
PD3/1C-AP	white	92190
PD3/1C-FP	white	92196
PD3/2C-FP	white	92198
PD3/1C-EN	white	92186
PD3/2C-EN	white	92188

Standard operation with optional arc extinctions kit



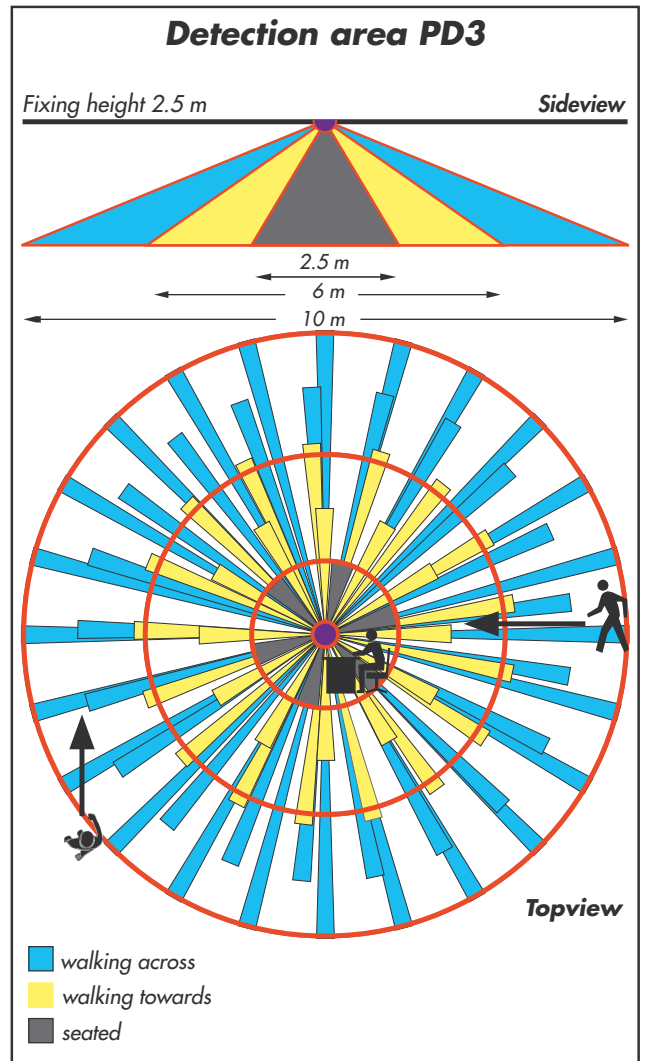
Wiring diagrams see pages 76, 78



Application examples see pages 83, 86, 96, 99



Instruction manual see www.beg.de



- walking across
- walking towards
- seated