

CLASSIC 100 SELV



Low Voltage Shower & Bathroom Fans



Range of 100mm shower & bathroom fans providing total safety within the spray area of a shower or bath to be installed over or within Zone 1. The range offers the versatility of wall, panel or ceiling mounted models with a variety of optional features to include adjustable timers, humidity sensors, pullcord and thermo-electric shutters. All fans are IP57 rated and are fitted with standard thermal overload protection as standard.

Features

- Safety Extra Low Voltage
- Suitable for wall, panel or ceiling mounted applications
- Standard Thermal Overload Protection (S.T.O.P.) fitted as standard
- IP57 rated
- Ball bearing motors
- Two year guarantee

Benefits

- Total safety within the spray area of a shower or bath vicinity
- Complies with building regulations
- Versatile

Optional Features



Adjustable Over Run Timer

Operates after a 50 second delay. Thereafter the fan operates automatically. The 'run-on' time is adjustable and can be set to 5, 20 or 30 minutes.



Thermo-Electric Shutter

Integral thermo-electrically operated shutter.



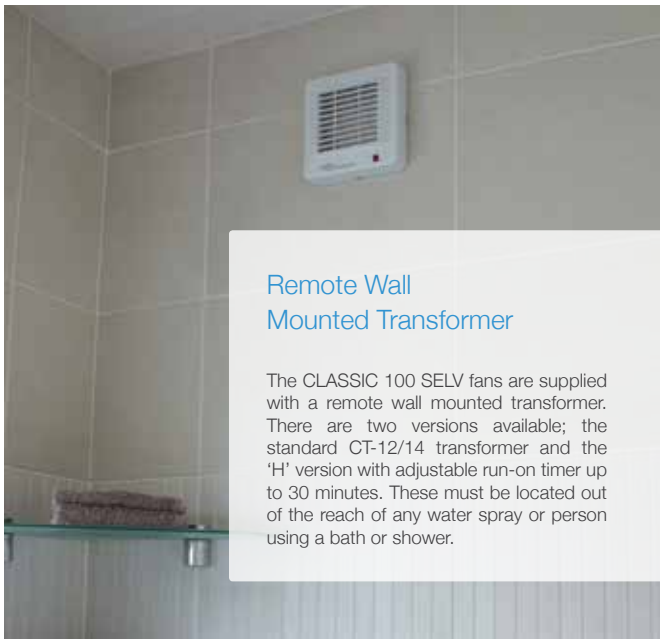
Adjustable Humidity Sensor

The level of humidity for the bathroom can be chosen from between 60% and 90% RH. The extract fan will continue to work long enough to reach the selected level.



Pullcord

Supplied with pullcord override.

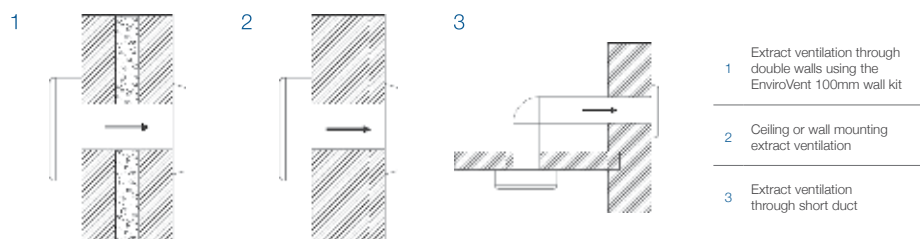


Remote Wall Mounted Transformer

The CLASSIC 100 SELV fans are supplied with a remote wall mounted transformer. There are two versions available; the standard CT-12/14 transformer and the 'H' version with adjustable run-on timer up to 30 minutes. These must be located out of the reach of any water spray or person using a bath or shower.

ORDER CODE	CLAS100S12V	CLAS100X12V	CLAS100XHT12V	CLAS100HP12V	CLAS100XHP12V	CLAS100XT12V
Neon Light	•	•	•	•	•	•
Ball Bearing Motors	•	•	•	•	•	•
Remote Transformer	•	•	•	•	•	•
Thermo-Electric Shutter		•	•		•	•
Adjustable Over Run Timer			•			•
Adjustable Humidity Sensor			•	•	•	
Pullcord				•	•	

Installation Options ▼



Options & Ancillaries ▼

Description	Code(s)
Standard Wall Kit	1RDEFWAK100
Rigid Ducting	1RD100X1M 1RD100X2M 1RD100X3M
Flexible Hose Ducting	1RDFLEX100X3M 1RDFLEX100X6M 1RDFLEX100X15M
Fixed Louvre Grille	1RDGRILL100

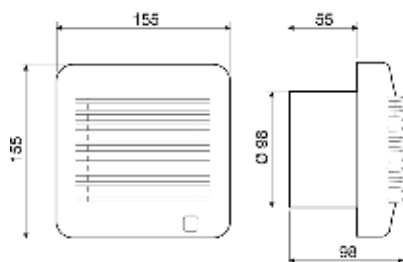
Performance Data ▼

MODEL	Speed (r.p.m.)	Watts (W)	Voltage (V)	Airflow l/s (m³/h)	dB(A) @ 3m	Weight (Kg)	IP Rating	Ø Duct (mm)
CLASSIC 100 S 12V	2100	16	12	21 (75)	31	0.48	IP57	100
CLASSIC 100 X 12V	2100	18	12	21 (75)	31	0.48	IP57	100
CLASSIC 100 XHT 12V	2100	20	12	21 (75)	31	0.48	IP57	100
CLASSIC 100 HP 12V	2100	18	12	21 (75)	31	0.48	IP57	100
CLASSIC 100 XHP 12V	2100	20	12	21 (75)	31	0.48	IP57	100

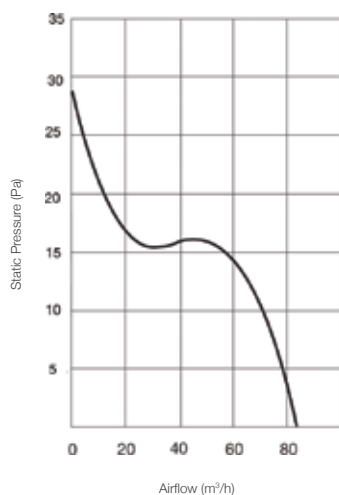
Related Information ▼

Description	Page Number(s)
Domestic Ancillaries	135-140
Wiring Diagrams	157

Dimensions (mm) ▼



Performance Curve ▼



Technical Specification ▼

Product

The CLASSIC 100 SELV is a versatile low voltage domestic axial extract fan designed to solve ventilation problems in shower areas and bathrooms. Supplied with a remote wall mounted transformer, the fan is fitted with a neon light and is double insulated with Thermal Overload Protection (S.T.O.P.) as standard.

Applications

The CLASSIC 100 SELV can be wall, panel or ceiling mounted to meet The Building Regulations - Part F (England), Scottish Building Regulations Section 3 and Part K (Northern Ireland). The fan will ventilate domestic shower areas and bathrooms.

Performance

MODEL	CLASSIC 100 SELV
Speed (r.p.m.)	2100
Watts (W)	16-20
Voltage (V) 50Hz	12
Airflow l/s (m³/h)	21 (75)
dB(A) @ 3m	31
Weight (Kg)	0.48
IP Rating	IP57
Ø Duct (mm)	100

Installation

Full installation guide is enclosed with all products; or sent separately in advance - if required.

CT-12/14 Remote Wall Mounted Transformer

The CLASSIC 100 SELV fans are supplied with a remote wall mounted transformer. There are two versions available, the standard CT-12/14 transformer and the 'R' version with adjustable run-on timer up to 30 minutes. These must be located out of the reach of any water spray or person using a bath or shower.

Motor

Is a 230V 50Hz A/C motor, which is assembled with ball bearings.

Fan

The impeller is axial flow type.

Servicing / Maintenance

The extract fan should be cleaned periodically by a competent person.

Guarantee

The CLASSIC 100 SELV is covered by a 2 year warranty.

Compliance

CE