

THORN
LIGHTING



DIFFUSALUX

Simplicity taken to a new level



STYLISH, HIGH-PERFORMANCE REPLACEMENT FOR CONVENTIONAL BATTENS

IDEAL FOR REFURBISHMENT

Diffusalux is designed to work as a direct replacement for conventional battens. Its wide body design makes it ideal for refurbishment projects – with no need for paint to be touched up after installation.

The luminaire's curved opal diffuser is made from tough polycarbonate, and provides quality light control. The internal diffuser features a distinctive ridged pattern that ensures soft, uniform illumination.

Diffusalux is a robust fitting, sealed to IP40 and with lockable polycarbonate end caps.

CONFIGURE LIGHT OUTPUT ON-SITE

Diffusalux can provide up to three different lumen packages. A lumen output switch (LOS) allows easy configuration of the output level on-site – simply select the right option for your project before installing.

The luminaire is dimmable and can be equipped with presence detection sensors.

VERSATILE MOUNTING OPTIONS

Diffusalux is suitable for horizontal or vertical mounting – so you can use it to replace fittings on both ceilings and walls.

APPLICATIONS

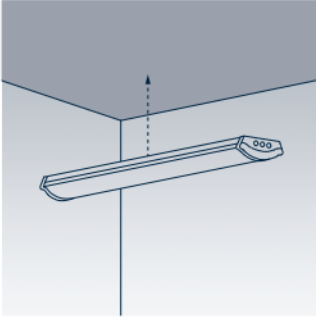


CORRIDOR &
STAIRCASES

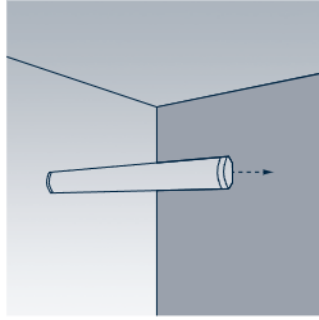


ANCILLARY
SPACES

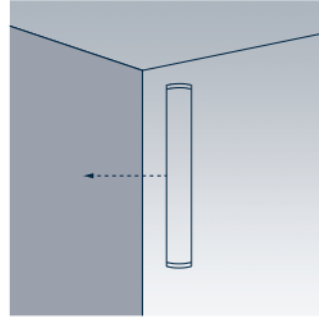
MOUNTING VERSATILITY



CEILING-MOUNT

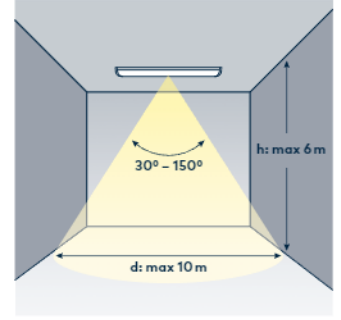


HORIZONTAL
WALL-MOUNT

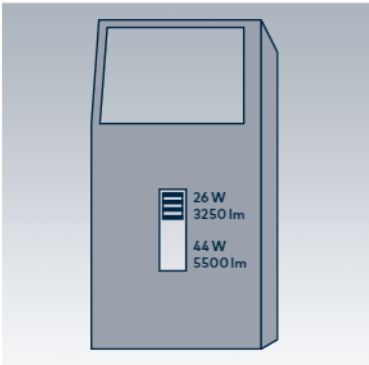


VERTICAL
WALL-MOUNT

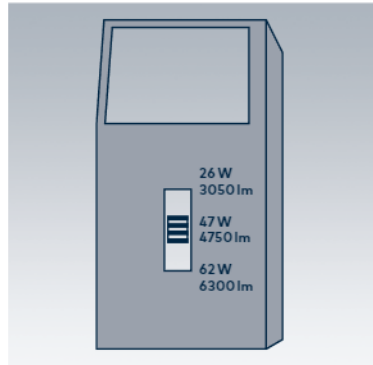
PRESENCE DETECTION AREA



VARIABLE LUMEN OUTPUT SWITCH (LOS)

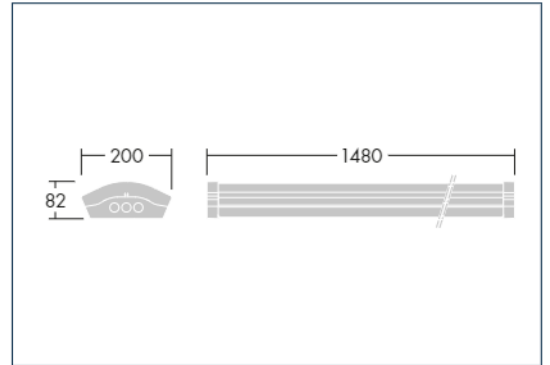


SELECT WATTAGE / LUMEN OUTPUT
WITH DALI OPTION (HFIX)



SELECT WATTAGE / LUMEN OUTPUT
WITH ON/OFF OPTION (HF)

DIMENSIONS



TECHNICAL DATA



MATERIALS AND FINISH

- Body and gear: white steel body
- End caps: polycarbonate
- Diffuser: opal polycarbonate extrusion

INSTALLATION AND MAINTENANCE

- Surface-mounted (screws included)
- Cable entry in the center of the back spine (Ø 21.5 mm)
- Standard BESA fixings, piano key terminal block for easy installation

CONTROLS

- Lumen output switch (LOS) for individual control of wattage/lumen output
- Available as DALI controllable (HFIX)
- Presence detection sensor (MWS)
- Available as emergency option (E3)



Up to
124 lm/W



4000K



80



Lumen output switchable
HF: 3050 lm / 4750 lm / 6300 lm
HFIX: 3250 lm / 5500 lm



< 22



IP40



E3



Switchable (LOS),
DALI (HFIX)



50000 h L70



IK06

GET IN TOUCH

www.thornlighting.com/DFX3 www.thornlighting.com/contacts



5 YEAR
GUARANTEE

As a globally leading luminaire manufacturer, Thorn Lighting provides a five-year warranty for its complete product range within all European Countries.
thornlighting.com/guarantee

Thorn Lighting is constantly developing and improving its products. All descriptions, illustrations, drawings and specifications in this publication present only general particulars and shall not form part of any contract. The right is reserved to change specifications without prior notification or public announcement. All goods supplied by the company are supplied subject to the company's General Conditions of Sale, a copy of which is available on request. All measurements are in millimetres and weights in kilograms unless otherwise stated.
03/2021 (INT)

**WE
MAKE
LIGHT
WORK**