


Remote 3hr Emergency Pack (-01 & -0J formats)

PART CODE: LED3EP80


The LED3EP80 is available in two formats, with '-01' OR '-0J' suffix.

-01 suffix is suitable for direct connection to LuxPanels and LBDLXXX Commercial Downlights that have a Female connector, with the Male connector from the driver

-0J suffix is suitable for direct connection to LuxPanels and LBDLXXX Commercial Downlights that have a Male connector, with the Female connector from the driver

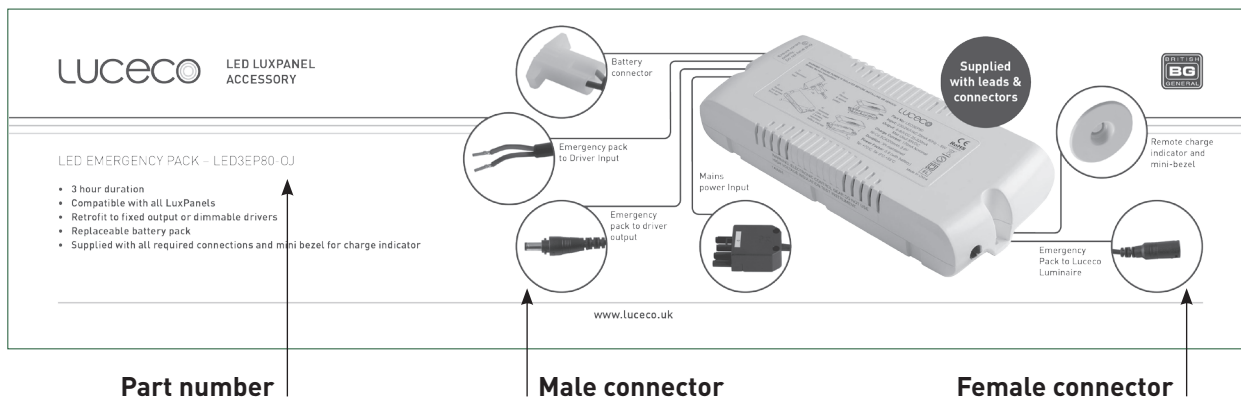


Female connector



Male connector

LED3EP80 packaging



Part number

Male connector

Female connector

Installation of LED3EP80 with a LuxPanel or Commercial Downlight

It is also possible to connect a LuxPanel or Commercial Downlight with a Female connector (Male from the driver to a -0J Emergency pack (LED3EP80-0J)) by using adaptors to change Male/Female

1. Live/Neutral to input of Driver
2. Output of driver to inverter
3. LED luminaire input
4. Indicator light
5. Connect Battery
6. Mains input
7. Fit **LPFAB-01** to connection 2
8. Fit **LPMAB-01** to connection 3
9. This now transforms a LED3EP80-01 into a LED3EP80-0J
10. To convert LED3EP80-0J into LED3EP80-01, fit LPFAB-01 to connection 3 and LPMAB-01 to connection 2



LPFAB-01



LPMAB-01