


M Series Heating Mats



- An economic means of heating a room and providing a luxurious warm floor
- Manufactured to the highest quality and backed by a Lifetime Warranty

Application

- Suitable for any room including conservatories, bathrooms and wet rooms
- Ideal for use with a wide variety of floor surfaces including ceramic tiles, porcelain tiles, marble, slate, stone, carpet, vinyl, engineered wood and laminate flooring.

Features

- Twin core cable assembled onto fibre glass web
- 3m power lead
- Continuous earth protection foil
- Continuous double sided fixing tape

M Series: heat up to 16m² with a single mat

Standard Output Mats (150W/m²)

Suitable as a main source of heating in most rooms

Model	Heated Area (m ²)	Mat Size (m)	kW
M150-005	0.5	1.0 x 0.5	0.07
M150-010	1.0	2.0 x 0.5	0.15
M150-015	1.5	3.0 x 0.5	0.22
M150-020	2.0	4.0 x 0.5	0.30
M150-025	2.5	5.0 x 0.5	0.37
M150-030	3.0	6.0 x 0.5	0.45
M150-035	3.5	7.0 x 0.5	0.52
M150-040	4.0	8.0 x 0.5	0.60
M150-045	4.5	9.0 x 0.5	0.67
M150-050	5.0	10 x 0.5	0.75
M150-060	6.0	12 x 0.5	0.90
M150-070	7.0	14 x 0.5	1.05
M150-080	8.0	16 x 0.5	1.20
M150-090	9.0	18 x 0.5	1.35
M150-100	10	20 x 0.5	1.50
M150-110	11	22 x 0.5	1.65
M150-120	12	24 x 0.5	1.80
M150-140	14	28 x 0.5	2.10
M150-160	16	32 x 0.5	2.40

High Output Mats (200W/m²)

Recommended for Conservatories

Model	Heated Area (m ²)	Mat Size (m)	kW
M200-010	1.0	2.0 x 0.5	0.20
M200-015	1.5	3.0 x 0.5	0.30
M200-020	2.0	4.0 x 0.5	0.40
M200-030	3.0	6.0 x 0.5	0.60
M200-040	4.0	8.0 x 0.5	0.80
M200-050	5.0	10 x 0.5	1.00
M200-060	6.0	12 x 0.5	1.20
M200-070	7.0	14 x 0.5	1.40
M200-080	8.0	16 x 0.5	1.60
M200-090	9.0	18 x 0.5	1.80
M200-100	10	20 x 0.5	2.00



Low Output Mats (100W/m²)

Recommended for well insulated properties

Model	Heated Area (m ²)	Mat Size (m)	kW
M100-010	1.0	2.0 x 0.5	0.10
M100-015	1.5	3.0 x 0.5	0.15
M100-020	2.0	4.0 x 0.5	0.20
M100-030	3.0	6.0 x 0.5	0.30
M100-040	4.0	8.0 x 0.5	0.40
M100-050	5.0	10 x 0.5	0.50
M100-060	6.0	12 x 0.5	0.60
M100-070	7.0	14 x 0.5	0.70
M100-080	8.0	16 x 0.5	0.80
M100-090	9.0	18 x 0.5	0.90
M100-100	10	20 x 0.5	1.00
M100-120	12	24 x 0.5	1.20



LIFETIME WARRANTY



NEXT DAY DELIVERY



FREE DESIGN SERVICE

Mat Installation

M Series heating mats can be installed in flexible self-levelling compound or directly into tile adhesive. When using with carpet, vinyl, engineered wood or laminate flooring the lowest tog underlay should be selected.

If there is any doubt about the suitability of a floor surface for use with underfloor heating, confirmation should be sought from the flooring supplier.

Selection

The objective is to cover as high a percentage of the free floor area as possible. Mats should not be installed under fixtures such as kitchen cabinets and shower trays. As a rule of thumb, select a mat covering an area approximately 10% smaller than the free floor area.

In larger rooms, it is common practice to use two or more mats. Generally, the mats are connected in parallel and controlled by a single thermostat.


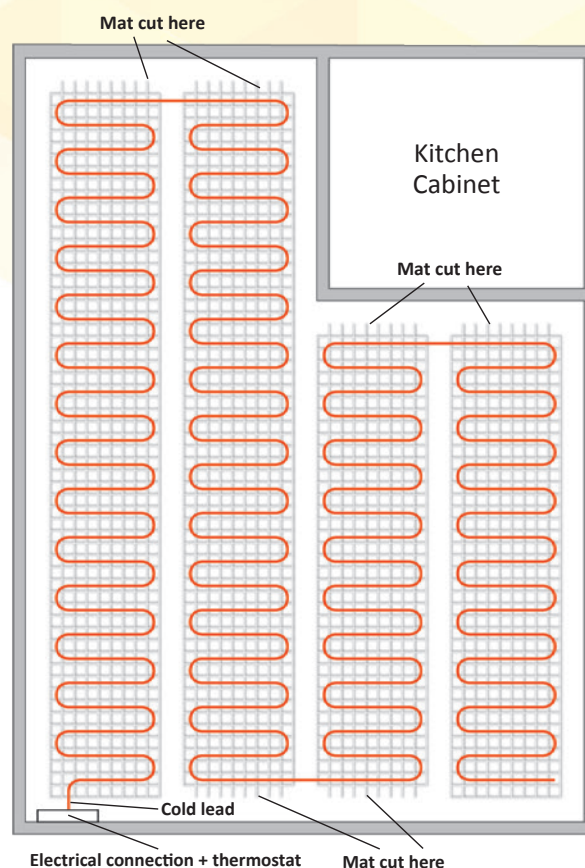
Insulation Boards Limits downward heat loss

Model	Dimensions (mm)	Area Covered (m ²)
F-Board-6	1200 x 600 x 6	0.72
F-Board-10	1200 x 600 x 10	0.72

Repair Kit

Model	Description
EHM-R-Kit	Cable Repair Kit (emergency use)

Typical M Series Installation



F-Board-6
and -10



Emergency
Repair Kit

FOR THERMOSTATS - See PAGE 14