

iCON® the stylish face of ventilation

iCON® 15

iCON 15 is ideal for toilets, en-suite, shower rooms and bathrooms. Recessed into the wall or ceiling, it is stylish and unobtrusive, even in the smallest space.

iCON® 30

iCON 30 is quiet, powerful and designed for recessed or surface mounting in walls or ceilings in larger toilets, bathrooms and utility rooms.

iCON® 60

iCON 60 is the largest fan in the range, suitable for recessed or surface mounting in walls or ceilings and is highly efficient in domestic kitchens, changing areas and residents' lounges.

iCON® SELV-eco

iCON 15 and 30 are available in energy efficient extra low voltage (SELV) versions which have longer life 12v DC motors. SELV versions provide extra protection in wet zones.

Modules

230v Modules

72573602	Pull Cord
72612601	Timer
72687103	Humidity, Pull Cord with Timer overrun
72687104	Motion Sensor with Timer overrun
72687102	Motion Sensor Humidity Timer
72675701	Continuous Ventilation at 8/13 l/sec
72675702	Delayed Timer with Pull Cord
72675703	2 Speed Humidity Pull Cord boost

12v Modules

72573603	Pull Cord
72574204	Pull Cord with adjustable Timer
72574202	Humidity Pull Cord with Timer overrun
72574203	Motion Sensor with Timer overrun
72574201	Motion Sensor Humidity Timer
72682307	Delay Start Timer with Pull Cord



Technical Data					
Specification	iCON 15	iCON 30	iCON 60	iCON 15S eco	iCON 30S eco
Air flow m³/hr / l/sec	68 / 19	118 / 32	280 / 72	79 / 22	123 / 34
Fan type	Axial	Mixed Centrifugal / Axial	Wall / Ceiling	Axial	Mixed Centrifugal / Axial
Mounting					
Sound pressure dB(A)@3m	30.3	33.6	42	30.3	33.6
Power watts	9.2	30	75	7.5	13
Specific Fan Power (SFP)	0.49	-		0.34	0.38
Building Regulations ADF	Yes	Yes		Yes	
Duct diameter (mm)	100	100	150	100	
Voltage	230V/50Hz	230V / 1ph / 50Hz		100/240V-50/60Hz	
Rating		IPX4			
Max ambient temperature		40°C			
Weight (kg)	0.74	1.11	1.97	0.74	1.1
Dimensions (H x W x D) mm	197 x 197 x 40	225 x 225 x 141	280 x 280 x 165	197 x 197 x 40	225 x 225 x 141
Part No.	72683501	72591601	72591701	72683701	72683801



Call: 01494 560800

Visit: airflow.com



Airflow Developments Limited
Aidelle House, Lancaster Road,
Cressex Business Park,
High Wycombe, Buckinghamshire,
United Kingdom, HP12 3QP

E-mail: info@airflow.com
Telephone: +44 (0) 1494 525252
Facsimile: +44 (0) 1494 461073
airflow.com

© Airflow Developments Limited. Airflow Developments Limited reserve the right, in the interests of continuous development, to alter specifications without prior notice. All orders are accepted subject to our conditions of sale which are available on request



Unique, elegant, efficient



En-Suite / Bathroom



Utility



Kitchen





its looks aren't everything

In 2004 Airflow introduced iCON. A radical new design which brought style, colour and a new level of functionality to the bland world of boxy extractor fans.

The changes were not just cosmetic, but the results of a complete rethink of the way in which fans are designed, specified, sold and installed.

Today, as we introduce the next generation of energy saving iCON, these award winning fans remain the market leader for simplicity and style with its unique, interchangeable module concept continuing to save time and money for distributors and installers alike.

The iCON fan is an efficient, stylish and unique ventilation solution for the modern home. The shutter design makes switching on and off almost silent and helps reduce external noise ingress.

The slim profile and iris shutter of the iCON make it a fan which will blend discreetly into any setting.

Installation

iCON has been designed with simplicity in mind. A quick, core drilled hole enables immediate fixing of iCON. The twist on/off cover requires only a single side entry fixing screw. Cantilever fixing lugs enable recessed installation on uneven surfaces.

The 'snap-in' module is quick to fit and wire, giving the installer a choice of controls on-site.

Select the fan, iCON 15, 30 or 60, add the module - it's iCON simple.



Key Features

- **Axial/mixed flow fan**
- **Flow rate up to 260 m³/hr**
- **Stylish, slim and unobtrusive in walls or ceilings**
- **Low SFP low watt motors**
- **Different colour covers available**
- **Unique iris shutter, prevents backdraughts, operates silently**
- **Interchangeable control modules match fan to installation requirements**
- **IPX4 rating**
- **Complies with Building Regulations**
- **3 year warranty**

Covers



Silver

Sandstone

Chrome

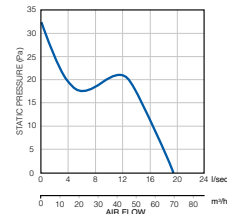
Anthracite

To complement the décor of your home, we also offer the flexibility to upgrade the white cover to Anthracite, Sandstone, Silver or Chrome (iCON 15 only). This is perfect for customers looking for a fan that co-ordinates with their toilet, en-suite, bathroom, utility room or kitchen at a surprisingly low cost. The covers are simple to fit and can be easily cleaned by simply wiping off with a damp cloth.

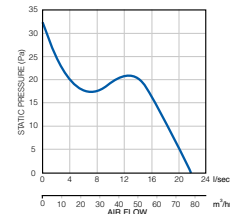
Colour Covers	iCON 15	iCON 30	iCON 60
Anthracite	52634503	52634506	52634509
Silver	52634504	52634507	52634510
Sandstone	52634505	52634508	52634511
Chrome	52634502	N/A	N/A

Performance

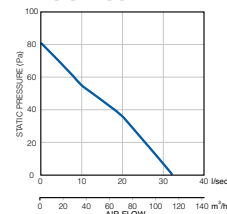
iCON 15



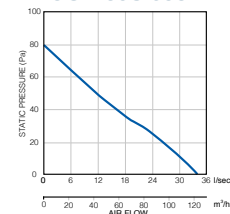
iCON 15S eco



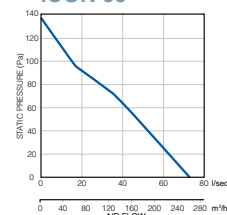
iCON 30



iCON 30S eco

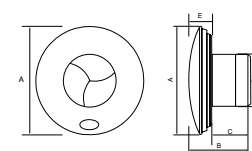


iCON 60

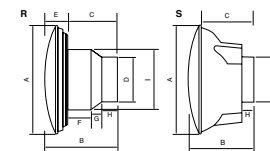


Dimensions (mm)

iCON 15



iCON 30 / 60



R = Recessed without skirt S = Surface mounted with skirt

Model	A	B	C	D	E	F	G	H	I
iCON 15	197	92.5	67.5	100	40	-	-	-	-
iCON 15S eco	197	85	45	100	40	-	-	-	-
iCON 30 (R)	225	144	101	97	43	51	20	30	148
iCON 30 (S)	225	144	92	97	-	-	-	29	-
iCON 30S eco (R)	225	144	101	97	43	51	20	30	148
iCON 30S eco (S)	225	144	92	97	-	-	-	29	-
iCON 60 (R)	280	165	110	148	55	38	20	52	177
iCON 60 (S)	280	165	80	148	-	-	-	46	-